



APAC Builders Equipment

www.apacltd.com & www.apacsafety.com

Call us 

+86 512 6670 0084



APAC CATALOGUE

EDGE PROTECTION SYSTEM

2023

With more than 200 different components, APAC Builders Equipment is able to create customized edge protection systems that are perfectly suited to your construction site needs.



TABLE OF CONTENTS

APAC BUILDERS EQUIPMENT

About MD	01
About Us	02
Development Timeline	03
Our Vision & Mission	04
Our Service	05



EDGE PROTECTION SYSTEM



Quality First Manufacturing	06
Quality Packaging	07
Our Solutions	08
Our Systems	09~033
EPS Components	034
Contact Us	039



MANAGING DIRECTOR



In the construction industry, the number of fatal and nonfatal occupational injuries is higher than in other industries. Among the causes of these accidents, falls from the leading edge can be the most hazardous activity. The aim of the Edge Protection System (EPS) is to reduce the risk of falls from the leading edge, leading to the advancement and promotion of safety in the construction industry.

With APAC, you will get more than edge protection products – an expert partner who stands by your side. A one-stop solution helps you minimize potential safety hazards in every aspect of the construction process, truly ensuring the lives and health of every person on every construction site in the world, which has been our original mission since our establishment in 2014.

Pieter Zhang

Managing Director - APAC Builders Equipment

Leading supplier of construction site safety products and solutions



Leading The Way In Construction Edge Protection

Your Best EPS Specialist

ABOUT US



Founded in 2014, APAC has successfully supplied many clients with edge protection systems for over 8 years. We already have 20+ edge protection system series with more than 200 types of products, and applications for concrete projects, steel structures, formwork frames, rooftops, industrial operations, and so on.

Aims to provide a safer working environment, up to now, we always maintain the highest safety standards and provide the highest quality edge protection components and parts. All components are manufactured in accordance with **EN 13374**, **OSHA 1926.502**, **AS/NZS 4994.1**, and **AS/NZS 1170**, etc. The edge protection systems are hot selling in North America, Europe, Australia, Mid-East, and Southeast Asia.

Both **ODM / OEM** services are provided at our own production site, supported by specialized technicians from **CAD** concepts to productions.



DEVELOPMENT TIMELINE

2014

Founded

Registered in London, where APAC Builders Equipment was first born.

2015

EPS Developed

Started to offer edge protection equipment to UK, and the products were continuously developed.

2016

Business Expansion

Expanded business to Australia, open APAC's overall building safety protection concept.

2018

More Team members Joined

Registered the company in mainland of China, and more team members began to join in.

2021

Product Upgraded

Designed and upgraded some components of our concrete slab edge protection.

Now

More Professional

As a leading EPS supplier, provide construction products all over the world.



VISION

BE YOUR NO. 1 SUPPLIER OF WORKSITE SAFETY PRODUCTS IN CHINA.

We are committed to the constant pursuit of technological innovation in edge protection so that we can meet all your construction site safety needs. Even for the most complex project, we can ensure that the workplace is as safe as it can be.



MISSION

01

To research and choose the right solutions that fit your projects and legal requirements and provide superior technical guidance for your project.

02

To work closely with you on every step of progress to ensure superior quality from raw material selection to full-scale manufacturing before delivery.

03

To be your best choice of you by achieving superior quality, timely delivery, and excellent after-sales service.

04

To allow authoritative third-party institutes to carry out tests on our products meeting international standards.



OUR SERVICE

APAC Builders Equipment Co., Ltd is a fast grown Chinese company that focuses on construction technical development, meets the needs of the market and provides innovative products with outstanding services.

01

Inquiry & Consult

Preventing falling hazards is our top priority, APAC committees to providing consultant service on construction site edge protection.

02

OEM/ODM

APAC not only provides high-quality standard components of construction edge protection, we also offer customization OEM & ODM services.

03

Design & Customized

We provide technical support for our EPS, your requirements can be quickly turned into prototypes that can be 3D demoed, tested and evaluated both in our facility.

04

Manufacturing

Factories have dedicated automatic welding lines and an automatic powder coating line. 30,000 linear metres of EPS can be produced per month.

05

Quality Control

Based on the ISO9001 Quality Management System, our professional team strictly examines every procedure, so as to ensure the high quality of products.

06

Warehousing & Delivery

APAC's EPS products will be shipped directly from our factories in China. All finished products are stored safely in spacious warehouses before delivery.



QUALITY FIRST MANUFACTURING

Throughout the manufacturing process, we use a variety of testing and inspection techniques to ensure that each product meets our stringent quality standards. This includes visual inspections, dimensional measurements, and material testing, among other methods.

We also maintain strict documentation procedures, tracking every aspect of the manufacturing process and maintaining detailed records of all inspections and tests.





QUALITY PACKAGING

We use a variety of packaging materials and techniques depending on the size, shape, and weight of the product. For smaller items, we use custom-designed boxes. For larger items, we use pallets and crates to provide maximum stability and protection.





OUR SOLUTIONS

Thanks to our variety of engineered attachments for different scenarios. Edge protection systems have a wide range of applications, they can be used for concrete slab structures, steel structures, stairway structures, formwork structures, temporary enclosure and blocking, groundworks, etc.



SLAB FRAME STRUCTURE

Can be installed by surface mounting, slab edge fixing options and non-drilled clamping attachments.



STEEL FRAME STRUCTURE

Offering engineered edge protection systems which meet the demands and diversity of steelwork erection safety procedures.



STAIRWAY STRUCTURE

EPS for staircases can be quickly installed by means of drilling and fixing, threaded inserts, prefabricated sockets or clamping.



FORMWORK STRUCTURE

Cleverly designed clips enable a quick-attach function, suitable for all sizes of aluminium beam profiles and timber beam profiles.



TEMPORARY ENCLOSURE

Our EPS system can be used as a temporary enclosure in traffic environments, construction sites, events etc.



EXCAVATION WORKS

Provides total solutions for all unprotected excavated areas. Suitable for sheet piles and trench boxes applications.



OUR SYSTEMS

APAC provides over 15 edge protection system series with more than 200 types of products, and applications for concrete projects, steel structures, formwork frames, rooftops, industrial operations, and so on.

Our systems are mainly divided into **SAFEDGE TYPE** and **TG TYPE**, Safedge series barrier has a frame welded outside of the welded mesh, and the safety post is integrated with a barrier locking mechanism. TG series barrier is made with welded barrier then bent to a specified angle, and barriers are usually fixed by posts and additional clips.



TOTAL SYSTEMS

20+

Different systems available for different applications.

COMPONENTS


200+

Variety of components designed for different APAC's systems.

HAPPY CLIENTS

362+

Serving construction contractors, wholesalers and distributors worldwide.



SAFEDGE BOLT DOWN SYSTEM


Slab edges are present everywhere and are a usual cause of fall accidents.

Edge protection can be installed on the slab or the outside of the slab edge.

If there are columns, they can be an alternative attachment to the edge protection.

APAC Safedge Bolted down solution is by bolting the socket base to the top of the slab to set up a system.

PRODUCT CODE: APAC101001
SOCKET BASE




PRODUCT CODE: APAC101002
SAFEDGE POST 1.2M



PRODUCT CODE: APAC101003
SAFEDGE MESH BARRIER 2.6M




PRODUCT CODE: APAC101004
SAFEDGE MESH BARRIER 1.3M



PRODUCT CODE: APAC101005
SAFEDGE EXTENSION POST



PRODUCT CODE: APAC101006
SAFEDGE EXTENSION MESH
BARRIER 2.6M



PRODUCT CODE: APAC101007
SAFEDGE EXTENSION MESH
BARRIER 1.3M





TG BOLT DOWN SYSTEM

TG Bolt Down Edge Protection System is another fall protection system for concrete construction projects or Timber structures. The system is developed and manufactured by APAC Builders Equipment in China. The components include TG Foot, Multi Foot, TG Mesh Barrier 2.6m, TG Mesh Barrier 1.3m, TG makeup Mesh Barrier 2.6m/1.3m, TG post 1.3m/1.9m, and TG Slider (also called TG Barrier Clip).

PRODUCT CODE: APAC101010
TG FOOT



PRODUCT CODE: APAC101023
TG MESH BARRIER 2.6M



PRODUCT CODE: APAC101012
TG POST 1.3M
PRODUCT CODE: APAC101013
TG POST 1.9M



PRODUCT CODE: APAC101021
MULTI FOOT



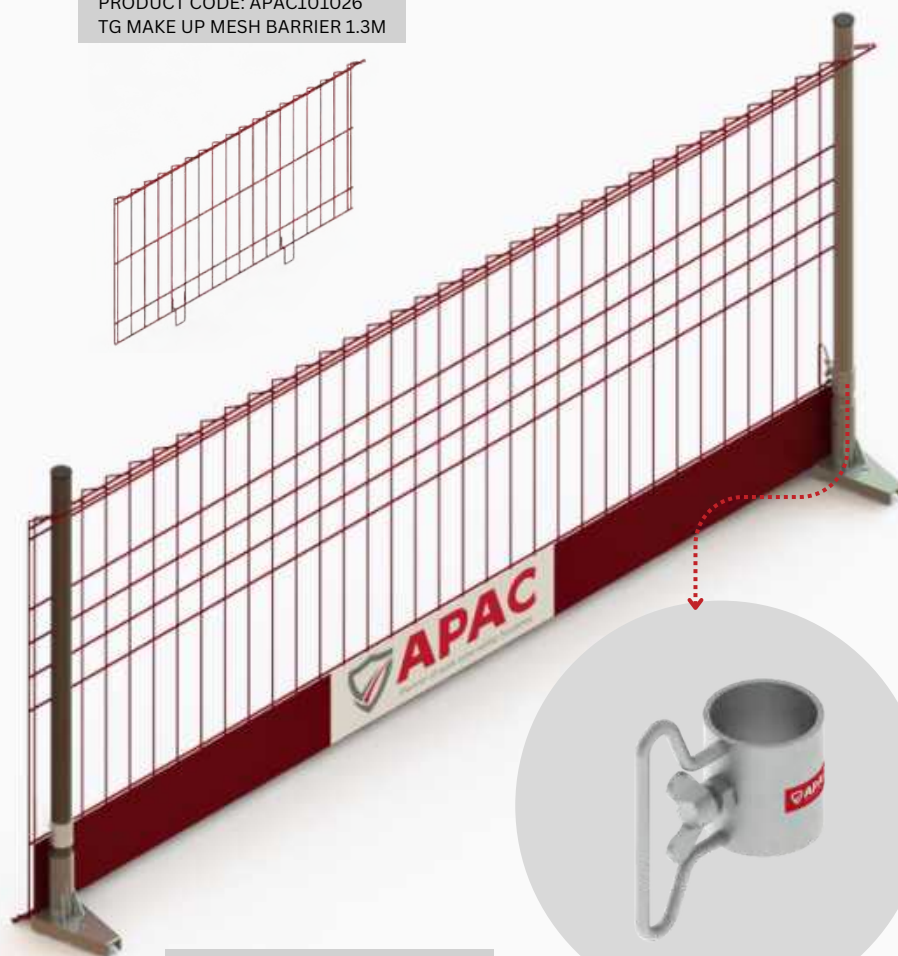
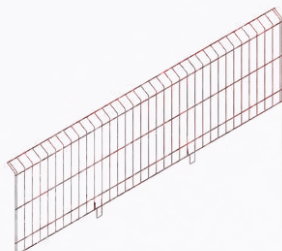
PRODUCT CODE: APAC101026
TG MAKE UP MESH BARRIER 1.3M



PRODUCT CODE: APAC101024
TG MESH BARRIER 1.3M



PRODUCT CODE: APAC101025
TG MAKE UP MESH BARRIER 2.6M



PRODUCT CODE: APAC105003
TG SLIDER (MESH BARRIER)





SAFEDGE EDGE BRACKET SYSTEM

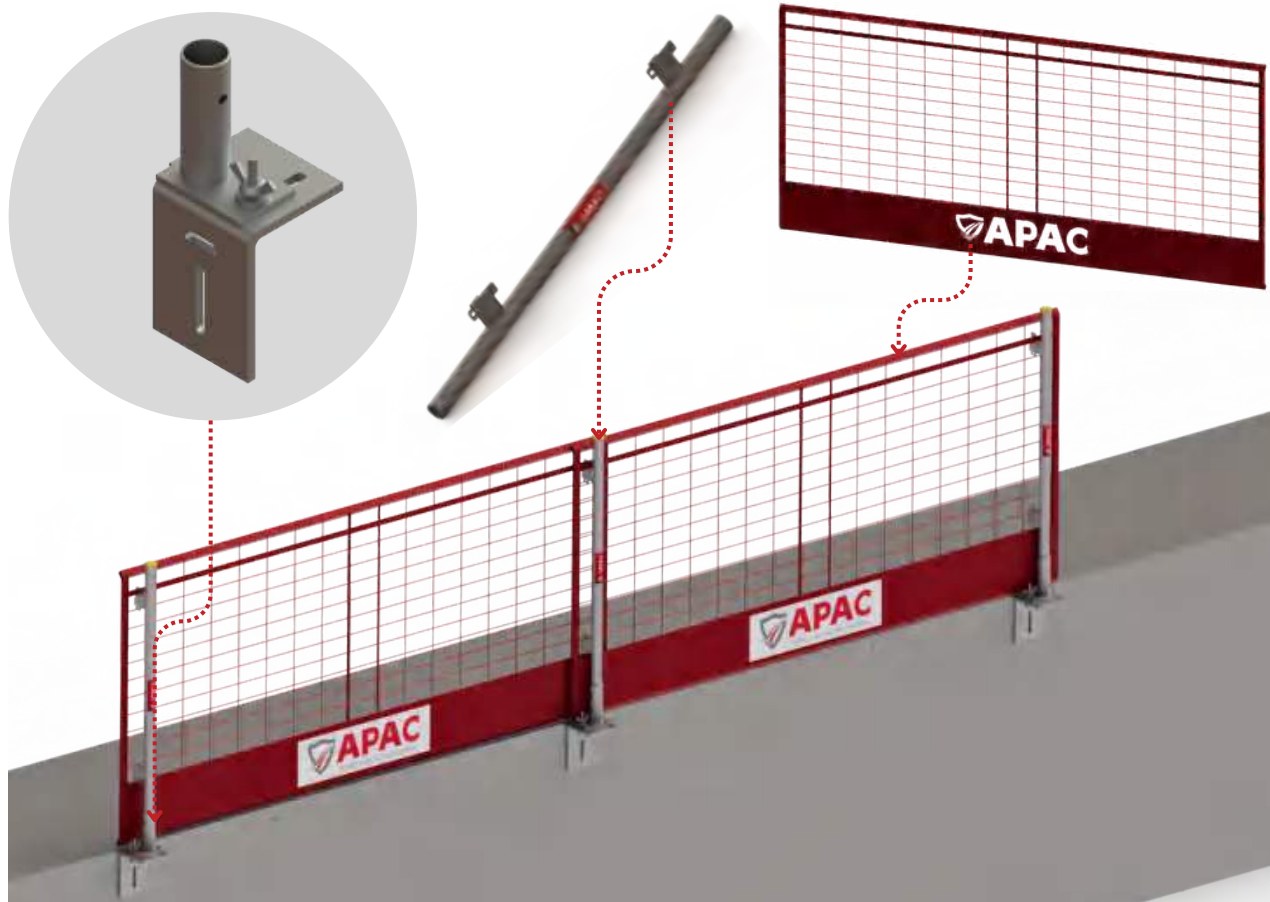
Adjustable Slab Edge Brackets are the key elements of safedge edge bracket system. The adjustable slab edge brackets can be mounted to the side edge of the slab, using together with safedge post 1.2m, safedge mesh barrier 2.6m/1.3m to offer fall protection on the slab edge.

Safedge extension posts, safedge extension mesh barriers 2.6m/1.3m are available for a total 1.8m protection height.

PRODUCT CODE: APAC101032
ADJUSTABLE SLAB EDGE BRACKET

PRODUCT CODE: APAC101002
SAFEDGE POST 1.2M

PRODUCT CODE: APAC101003
SAFEDGE MESH BARRIER 2.6M

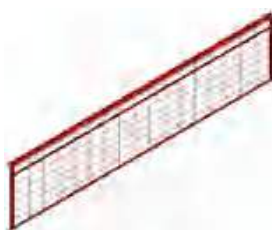


PRODUCT CODE: APAC101004
SAFEDGE MESH BARRIER 1.3M

PRODUCT CODE: APAC101006
SAFEDGE EXTENSION
MESH BARRIER 2.6M


PRODUCT CODE: APAC101007
SAFEDGE EXTENSION
MESH BARRIER 1.3M

PRODUCT CODE: APAC101005
SAFEDGE EXTENSION POST



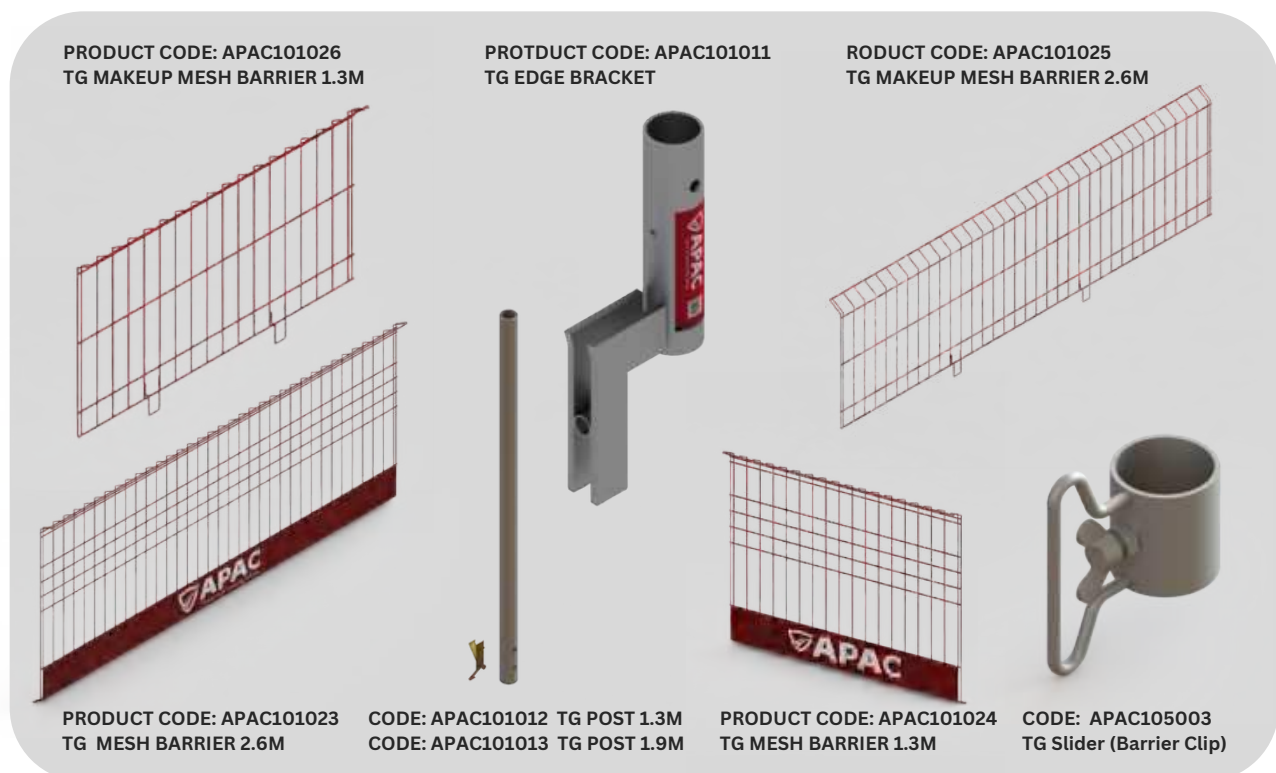


TG EDGE BRACKET SYSTEM



TG Edge Bracket units can be used over the slab or fixed away from the slab edge for internal brickwork concourse levels.

APAC TG EDGE BRACKET positions the Post 100mm off the face, providing access for edge finishing to be completed safely. Fitted using a single fixing, the edge bracket remains stable by spiking the concrete when tightened.





SAFEDGE SLAB CLAMP SYSTEM

Multi Slab Clamp is the key element of Safedge Slab Clamp System. By using this Multi Slab clamp the process of making holes is eliminated when installing edge protection. The Multi Slab Clamp can be swiveled and turned around and be installed in one simple operation without damaging the sensitive surface. The safedge posts will be fixed to the multi slab clamps to set the safedge mesh barriers.



PRODUCT CODE: APAC101008
MULTI SLAB CLAMP



PRODUCT CODE: APAC101002
SAFEDGE POST 1.2M



PRODUCT CODE: APAC101003
SAFEDGE MESH BARRIER 2.6M



PRODUCT CODE: APAC101004
SAFEDGE MESH BARRIER 1.3M



PRODUCT CODE: APAC101005
SAFEDGE EXTENSION POST



CODE: APAC101006
SAFEDGE EXTENSION MESH
BARRIER 2.6M




PRODUCT CODE: APAC101007
SAFEDGE EXTENSION MESH
BARRIER 1.3M






TG SLAB CLAMP SYSTEM



TG Slab Clamp System uses the same multi slab clamp as Safedge Clamp System. The Multi slab Clamp offers both horizontal and vertical clamping options and can be quickly set to a maximum of 450mm using the welded O.D 38 thread and tightened securely with a hammer.

The TG Slab Clamp System covers a wide range of applications and is perfect for applications where drilling into floor slabs is prohibited.

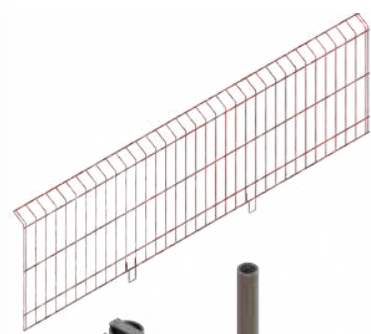
PRODUCT CODE: APAC101026
TG MAKEUP MESH BARRIER 1.3M



PRODUCT CODE: APAC101023
TG MESH BARRIER 2.6M



PRODUCT CODE: APAC101025
TG MAKEUP MESH BARRIER 2.6M



PRODUCT CODE: APAC101024
TG MESH BARRIER 1.3M



PRODUCT CODE: APAC105003
TG SLIDER (BARRIER CLIP)



PRODUCT CODE: APAC101008
MULTI SLAB CLAMP



CODE: APAC101012 TG POST 1.3M
CODE: APAC101013 TG POST 1.9M



SAFEDGE ALUMINIUM BEAM SYSTEM



Safedge Aluminium Beam System consists of Adjustable Aluminium Beam Clamps, Safedge post, Safedge Mesh Barrier, and timber board for the primary aluminium beam.

The Adjustable Aluminium Beam Clamps are designed to fit the required load criteria imparted on Formwork decking system arrangements.

PRODUCT CODE: APAC106001
ALUMINIUM BEAM CLAMP



PRODUCT CODE: APAC101002
SAFEDGE POST 1.2M



PRODUCT CODE: APAC101003
SAFEDGE MESH BARRIER 2.6M



PRODUCT CODE: APAC101005
SAFEDGE EXTENSION POST



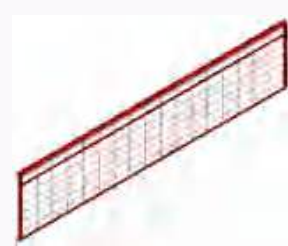
PRODUCT CODE: APAC101004
SAFEDGE MESH BARRIER 1.3M



PRODUCT CODE: APAC101007
SAFEDGE EXTENSION MESH
BARRIER 1.3M



CODE: APAC101006
SAFEDGE EXTENSION MESH
BARRIER 2.6M






TG ALUMINIUM BEAM SYSTEM

TG Aluminium beam system consists of Adjustable Aluminium Beam Clamps, TG posts, TG sliders and TG mesh barriers. The Aluminium Beam clamp is designed to meet the different beam sizes 60mm to 150mm in width.

APAC has engineered the H2O Beam Clamps to fit 40mm & 60mm H2O beams. Compatible with European proprietary timber beam sections.



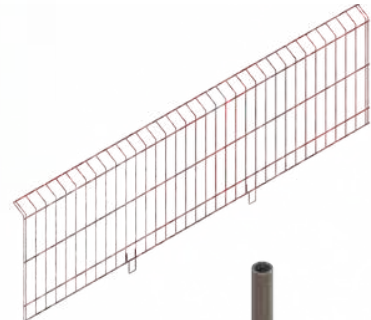
PRODUCT CODE: APAC101026
TG MAKEUP MESH BARRIER 1.3M



PRODUCT CODE: APAC101023
TG MESH BARRIER 2.6M



PRODUCT CODE: APAC101025
TG MAKEUP MESH BARRIER 2.6M



PRODUCT CODE: APAC101024
TG MESH BARRIER 1.3M



PRODUCT CODE: APAC105003
TG SLIDER (BARRIER CLIP)



PRODUCT CODE: APAC106001
ALUMINIUM BEAM CLAMP



CODE: APAC101012 TG POST 1.3M
CODE: APAC101013 TG POST 1.9M



SAFEDGE H20 TIMBER BEAM SYSTEM

Safedge H20 Timber Beam System consists of H20 Timber Beam Clamps, Safedge post, Safedge mesh barrier. The H20 Beam clamp is designed to meet the required load criteria imparted on Formwork decking system arrangements.

If you want to settle the H20 Timber beam clamps to the secondary beams, the Primary H20 Beam Socket is your best choice to extend the safedge post height.

PRODUCT CODE: APAC106002
H20 TIMBER BEAM CLAMP



PRODUCT CODE: APAC101002
SAFEDGE POST 1.2M



PRODUCT CODE: APAC101003
SAFEDGE MESH BARRIER 2.6M



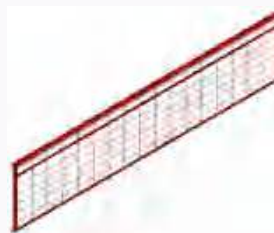
PRODUCT CODE: APAC101004
SAFEDGE MESH BARRIER 1.3M




PRODUCT CODE: APAC101005
SAFEDGE EXTENSION POST



CODE: APAC101006
SAFEDGE EXTENSION MESH
BARRIER 2.6M




PRODUCT CODE: APAC101007
SAFEDGE EXTENSION MESH
BARRIER 1.3M





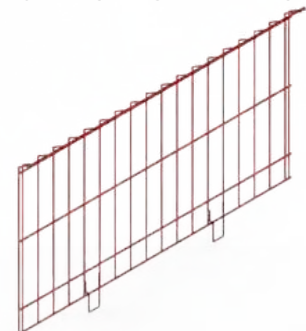
TG H2O TIMBER BEAM SYSTEM




TG H2O Timber beam system consists of H2O Timber Beam Clamps, TG posts, TG sliders, and TG mesh barriers. The H2O Beam clamp is designed to meet the required load criteria imparted on Formwork decking system arrangements.

APAC has engineered the H2O Beam Clamps to fit 40mm & 60mm H2O beams. Compatible with European proprietary timber beam sections.


PRODUCT CODE: APAC101026
TG MAKEUP MESH BARRIER 1.3M



PRODUCT CODE: APAC101023
TG MESH BARRIER 2.6M



PRODUCT CODE: APAC101025
TG MAKEUP MESH BARRIER 2.6M



PRODUCT CODE: APAC101024
TG MESH BARRIER 1.3M



PRODUCT CODE: APAC105003
TG SLIDER (BARRIER CLIP)



PRODUCT CODE: APAC106002
H2O TIMBER BEAM CLAMP



CODE: APAC101012 TG POST 1.3M
CODE: APAC101013 TG POST 1.9M





STAIRWAY EDGE PROTECTION SYSTEM



CLAMP ON STAIR EDGE PROTECTION SYSTEM



MESH BARRIER STAIR EDGE PROTECTION SYSTEM



CLAMP ON STAIR EDGE PROTECTION SYSTEM

PRODUCT CODE: APAC101018
STAIR CLAMP

PRODUCT CODE: APAC101001
SOCKET BASE

PRODUCT CODE: APAC101002
SAFEDGE POST 1.2M

PRODUCT CODE: APAC105001
SAFEDGE STAIR MESH BARRIER




CODE: APAC105004
ADJUSTABLE LINK BAR 0.6-0.8 M
CODE: APAC105005
ADJUSTABLE LINK BAR 0.9-1.5 M
CODE: APAC105006
ADJUSTABLE LINK BAR 1.5-2.5 M
CODE: APAC105007
ADJUSTABLE LINK BAR 2.4-3.5 M





SAFEDGE WALK WAY SYSTEM



The provision for safe site walkways and non-pedestrian-zoned areas on site is a major site safety issue. APAC has tailored our commitment to this area by developing a walkway system that offers durability and strength, great flexibility, and the ability to be adapted to suit the most complex of site access areas.

PRODUCT CODE: APAC101001
SOCKET BASE



PRODUCT CODE: APAC101003
SAFEDGE MESH BARRIER 2.6M



CODE: APAC101004
SAFEDGE MESH BARRIER 1.3M



PRODUCT CODE: APAC101031
WALKWAY FOOTPLATE



PRODUCT CODE: APAC101002
SAFEDGE POST 1.2M





COMPRESSION POST SYSTEM

Compression Post Systems are used to install edge protection between concrete slabs and in other situations on construction sites. They are mainly used in concrete floors and soffits, but can also be provided for fixing some steel frames.



FEATURES:

- No tooling and no drilling are required.
- Engineered secure lock mechanism, easy to handle
- Strong design, max safe load of 150kg
- Built-in visual gauge
- APAC102011 accommodates from 2.3m to 3.5m
- APAC102012 accommodates from 3.3m to 4.5m
- Complies to EN 13374-A.



CRATE AND PACKAGING



In order to facilitate transportation, stacking, and lifting of safedge compression posts, the posts are transported by using stackable racks and the barrier clips will be packed into the box crates.



PRODUCT CODE: APAC102060
COMPRESSION POST BARRIER CLIP



COMPRESSION POST

The COMPRESSION POST fixes between concrete floors and soffits without anchors to provide safe and rapid installation of edge protection.

The COMPRESSION POST can be mechanically anchored to both slab and soffit in areas of extreme wind loading such as high-rise developments.

The Compression Post is a safety edge protection post used on concrete residential structures installed from floor to Ceiling. Quick and easy to erect, it offers up to the 3.5m (11'6") floor to soffit full containment.

(Compression Post XL is available to 4.5m height)



ANCHOR CLAW INCREASES THE FRICTION AND ALLOWS THE POST TO BE FIRMLY FIXED TO THE SLABS.

ENGINEERED HANDLE MECHANISM DESIGN MAKES INSTALLATION VERY EASY TO OPERATE, NO TOOLING AND NO DRILLING REQUIRED



THE SPRING MECHANISM ALLOWS THE POST TO BE COMPRESSED BETWEEN THE FLOOR SLABS AND THE VISION GAUGE ENSURES THAT NO FULL COMPRESSION OCCURS.

When sliding the adjustment handle at Final position, the spring will be compressed then make the top plate come down toward the inner tube.

* View the inspection gauge. In the event it is showing any **RED**, rotate the post counter clockwise until the **RED** is no longer visible.



Slide the adjustment handle down so the ring sits against the outer tube



Final Position

**CODE: APAC102011
COMPRESSION POST**

**CODE: APAC102012
COMPRESSION POST XL**

CODE: APAC102011 2.3m-3.5m

CODE: APAC102012 3.3m-4.5m






SAFEDGE I BEAM FACADE BRACKET SYSTEM

I Beam Facade Bracket System is designed for the fixing of edge protection systems for steel structures.

Safedge I beam facade bracket system consists of safedge posts, safedge mesh barriers 2.6m/1.3m and I Beam Facade brackets.



PRODUCT CODE: APAC103002
I BEAM FACADE BRACKET



PRODUCT CODE: APAC101002
SAFEDGE POST 1.2M



PRODUCT CODE: APAC101004
SAFEDGE MESH BARRIER 1.3M




PRODUCT CODE: APAC101003
SAFEDGE MESH BARRIER 2.6M



TG I BEAM FACADE BRACKET SYSTEM

TG I beam facade bracket system consists of I beam facade brackets, TG posts, TG sliders, and TG mesh barriers 2.6m or 1.3m.

This Bracket is mounted to the surface of the I Beam web, integrated into the Safety Posts, and can be adjustable horizontal to fit different I Beam installation tasks.




PRODUCT CODE: APAC103002
I BEAM FACADE BRACKET



PRODUCT CODE: APAC101024
TG MESH BARRIER 1.3M

PRODUCT CODE: APAC101013
TG POST 1.9M



PRODUCT CODE: APAC105003
TG SLIDER (BARRIER CLIP)



PRODUCT CODE: APAC101023
TG MESH BARRIER 2.6M



SAFEDGE I BEAM CLAMP SYSTEM

The I-Beam Clamp Barrier edge protection also called flange clamp edge protection, The system is extremely flexible. It does not rely on physical fixing. Therefore, it does not require any fixing holes or sacrificial sockets.

1.2m extension flute is designed to suit steel beams to a max height of 1000mm by APAC.



PRODUCT CODE: APAC103001
I BEAM CLAMP



PRODUCT CODE: APAC103003
1.2M EXTENSION FLUTE



PRODUCT CODE: APAC101002
SAFEDGE POST



PRODUCT CODE: APAC101004
SAFEDGE MESH BARRIER 1.3M





PRODUCT CODE: APAC101003
SAFEDGE MESH BARRIER 2.6M



TG I BEAM CLAMP SYSTEM

TG I beam clamp system consists of I beam clamps, TG posts 1.9m, TG sliders, and TG mesh barrier 2.6m or 1.3m.

APAC's steel I-beam clamp has screw jacks welded to the body to ensure that it can be adapted to fit I-beams from 100 mm to 310 mm in width.






SAFEDGE SHEET PILE CLAMP SYSTEM

Safedge sheet pile clamp system is used sheet pile clamps to attach the sheet piles. When combined with the safedge posts, and safedge mesh barrier 2.6m or 1.3m offers the best edge protection solution.

The sheet pile clamp is adjustable to fit all standard sheet pile sizes and is impact set for quick application.



PRODUCT CODE: APAC106004
SHEET PILE CLAMP



PRODUCT CODE: APAC101003
SAFEDGE MESH BARRIER 2.6M



PRODUCT CODE: APAC101002
SAFEDGE POST




PRODUCT CODE: APAC101004
SAFEDGE MESH BARRIER 1.3M



TG SHEET PILE CLAMP SYSTEM

The sheet pile clamp has screw jacks welded to the body to ensure that it can be adapted to fit all standard sheet pile sizes in the market.

TG sheet pile clamp system combines with sheet pile clamps which fixed the sheet piles, TG posts 1.9m or 1.3m, TG sliders, and TG Mesh barrier 2.6m or TG mesh barrier 1.3m.



PRODUCT CODE: APAC106004
SHEET PILE CLAMP



PRODUCT CODE: APAC101024
TG MESH BARRIER 1.3M



PRODUCT CODE: APAC101013
TG POST 1.9M



PRODUCT CODE: APAC105003
TG SLIDER (BARRIER CLIP)



PRODUCT CODE: APAC101023
TG MESH BARRIER 2.6M




SAFEDGE TRENCH GUARD SYSTEM

The sheet pile clamp is also available for trench boxes, it has screw jacks welded to the body to ensure that it can be adapted to fit trench boxes from 1mm to 160mm in width.

Combined with APAC safedge post 1.2m, safedge mesh barrier 2.6m, or safedge mesh barrier 1.3m, Safedge trench guard system offers the best fall protection solutions for excavation and groundworks.



PRODUCT CODE: APAC106004
SHEET PILE CLMAP



PRODUCT CODE: APAC101003
SAFEDGE MESH BARRIER 2.6M



PRODUCT CODE: APAC101002
SAFEDGE POST



PRODUCT CODE: APAC101004
SAFEDGE MESH BARRIER 1.3M



TG TRENCH GUARD SYSTEM

TG trench guard system is another option for fall protection for excavation and groundwork.

Thanks to the multi-purpose mechanism design of the sheet pile clamp, it can be easily fixed on trench boxes with a maximum thickness of 160 mm.



PRODUCT CODE: APAC106004
SHEET PILE CLAMP



PRODUCT CODE: APAC101024
TG MESH BARRIER 1.3M

PRODUCT CODE: APAC101013
TG POST 1.9M



PRODUCT CODE: APAC105003
TG SLIDER (BARRIER CLIP)



PRODUCT CODE: APAC101023
TG MESH BARRIER 2.6M



SLAB GRAB GUARDRAIL SYSTEM

The Slab Grabber for the Guardrail System is made from Q235 steel material with a powder-coated or galvanized surface treatment. The Slab Grabber can be adjusted to fit concrete beams from 3" to 36" thick.


Allowable spacing between Slab Grabbers is 2.4m handrails and toe boards for the slab grab guardrail system are 2 x 4 or 2 x 6 construction-grade timber. The top rail must be 42" (+/- 3") above the working surface following OSHA standards.

For the installation, slab grabbers must be installed flush with the substrate and must allow the guardrail posts to be positioned vertically to the work surface. Qualified personnel must consider the concrete substrate compatible with the Slab Grabber.

Integrated Slots
for using 2" x 4" or
2" x 6" wood rails

Accommodates of Slab
thickness 76mm-915mm

Product Code: APAC101009 Slab Grab




The slab grab is
adjustable to suit
various thicknesses
of concrete slabs.

The top-mounted handle is
ergonomic and can be safely
clamped down to the substrate.



SAFETY NET FAN SYSTEM



The SAFEDGE Safety Net Fan is a collective slab edge protection system for building construction to prevent or limit the fall of people and materials from height.

The elasticity of the system means that if the net receives an impact, it forms a collection bag around the trapped mass, reducing the impact of the fall and preventing it from falling outside the system.

Components:

- Top Bracket
- Bottom Bracket
- Lock Bracket
- Telescopic Post
- Debris Net 3.1 x 6 m
- Swivel Coupler
- Double Coupler
- Horizontal Tube 4.0, 6.0m
- Brace Tube 4.50m



We developed the Safedge Safety Net Fan to protect workers and the public from the risk of falling objects on construction sites.

Made of high-tensile polypropylene and without knots, our nets are a new concept in safety netting.

The Safedge Safety Net Fan fixes various building shapes, facades, and wind-exposed structures. The frames are designed to British, EN, and American standards.



EPS COMPONENTS



Product code: APAC101001
SOCKET BASE



Product code: APAC101002
SAFEDGE POST 1.2M




Product code: APAC101003
SAFEDGE MESH BARRIER 2.6M



Product code: APAC101004
SAFEDGE MESH BARRIER 1.3M



Product code: APAC101005
SAFEDGE EXTENSION POST



Product code: APAC101006
SAFEDGE EXTENSION MESH BARRIER 2.6M



Product code: APAC101007
SAFEDGE EXTENSION MESH BARRIER 1.3M



Product code: APAC101008
MULTI SLAB CLAMP



Product code: APAC101009
SLAB GRAB



Product code: APAC101010
TG FOOT



Product code: APAC101011
TG EDGE BRACKET



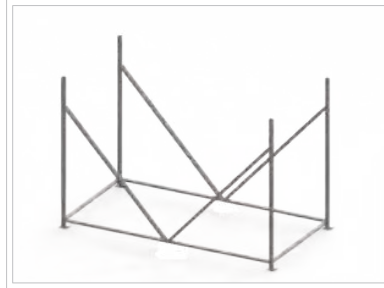
Product code: APAC101012
TG POST 1.3M



EPS COMPONENTS



Product code: APAC1010013
TG POST 1.9M



Product code: APAC101014
SIMPLE PACKING BARRIER CRATE



Product code: APAC101015
STANDARD BARRIER CRATE



Product code: APAC101016
POST CRATE



Product code: APAC101017
BOX CRATE



Product code: APAC101018
STAIR CLAMP



Product code: APAC101019
M16 ANCHOR




Product code: APAC101020
DOUBLE THREADED M16



Product code: APAC101021
MULTI FOOT



Product code: APAC101022
BRICK GUARD



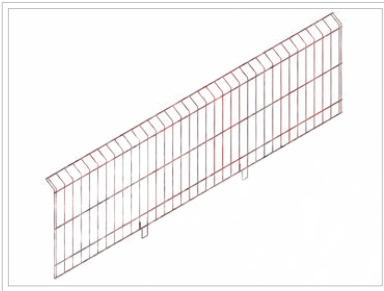
Product code: APAC101023
TG MESH BARRIER 2.6M



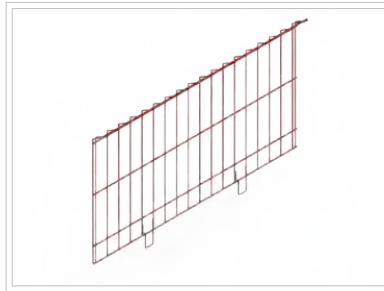
Product code: APAC101024
TG MESH BARRIER 1.3M



EPS COMPONENTS



Product code: APAC101025
**TG MAKE UP MESH
BARRIER 2.6M**



Product code: APAC101026
**TG MAKE UP MESH
BARRIER 1.3M**



APAC101027 M12x75
APAC101028 M12x90
APAC101029 M12x100
APAC101030 M12x120



Product code: APAC101031
WALKWAY FOOTPLATE



Product code: APAC101032
**ADJUSTABLE SLAB EDGE
BRACKET**



Product code: APAC101033
**SAFEDGE MESH BARRIER
2.9M**



Product code: APAC102011
COMPRESSION POST



Product code: APAC102012
COMPRESSION POST XL



Product code: APAC102013
COMPRESSION POST CRATE



Product code: APAC102050
WEDGE COUPLER



Product code: APAC102060
**COMPRESSION POST
BARRIER CLIP**



Product code: APAC103001
STEEL I-BEAM CLAMP



EPS COMPONENTS



Product code: APAC103002
**STEEL I-BEAM FACADE
BRACKET**



Product code: APAC103003
EXTENSION FLUTE 1.2M



Product code: APAC103004
BARRIER BRACKET 360



Product code: APAC105001
**SAFEDGE STAIR MESH
BARRIER**



Product code: APAC105003
TG SLIDER



Product code: APAC105004
**ADJUSTABLE LINK BAR
0.6-0.8 M**



Product code: APAC105005
**ADJUSTABLE LINK BAR
0.9-1.5 M**



Product code: APAC105006
**ADJUSTABLE LINK BAR
1.5-2.5 M**



Product code: APAC105007
**ADJUSTABLE LINK BAR
2.4-3.5 M**



Product code: APAC106001
ALUMINIUM BEAM CLAMP



Product code: APAC106002
H2O TIMBER BEAM CLAMP



Product code: APAC106003
**PRIMARY H2O BEAM
SOCKET**



EPS COMPONENTS



Product code: APAC106004
SHEET PILE CLAMP



Product code: APAC108001
CATCHFAN TOP BRACKET



Product code: APAC108002
TELESCOPIC POST



Product code: APAC108003
CATCHFAN LOCK BRACE



Product code: APAC108004
CATCHFAN BOTTOM BRACKET



Product code: APAC108005
CATCHFAN HORIZONTAL TUBE 4M



Product code: APAC108006
CATCHFAN HORIZONTAL TUBE 6M



Product code: APAC108007
CATCHFAN BRACE TUBE 4.5M



Product code: APAC108008
RIGHT ANGLE COUPLER



Product code: APAC108009
SWIVEL COUPLER



Product code: APAC108010
4.0M X 3.1M DEBRIS NET



Product code: APAC108011
6.0M X 3.1M DEBRIS NET



APAC Builders Equipment

www.apacltd.com & www.apacsafety.com

Product Catalogue - 2023



CONTACT US



+86 512 6670 0084



info@apacltd.com



www.apacltd.com



388 Dongwu South Road,
Suzhou City, P.R. China . 215000