

STEEL I-BEAM CLAMP

PRODUCT CODE: APAC103001

WEIGHT: 8.0KG (17.64LBS)

SURFACE FINISH: HDG

DIMENSION: METRIC (MM)

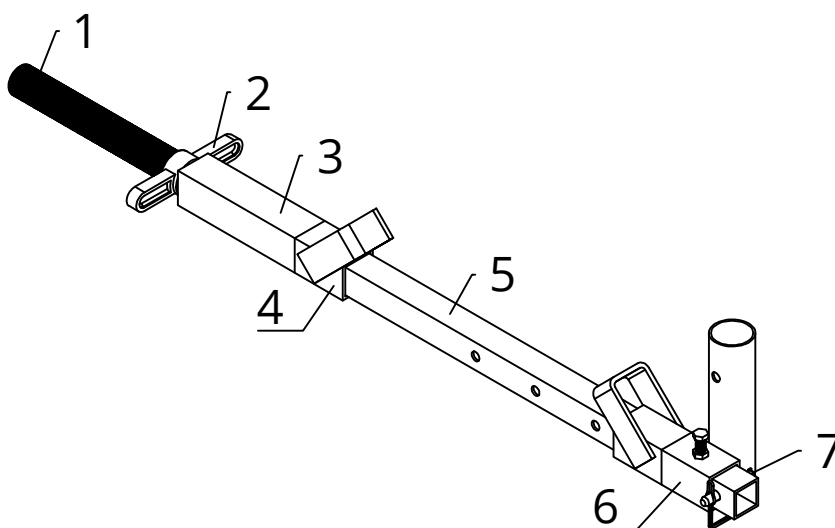
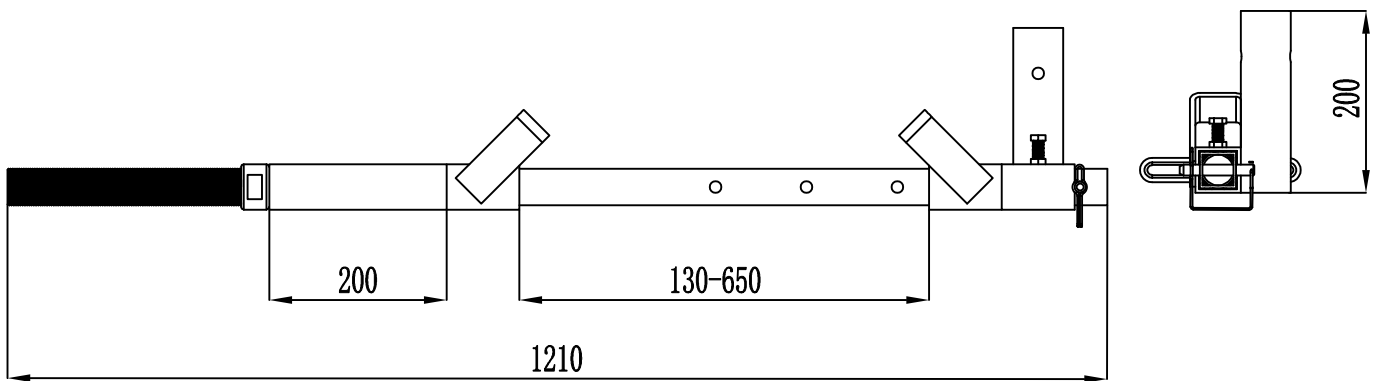
COMPLIES WITH:

USA STANDARD: OSHA 1926.502(B);

EUROPEAN STANDARD: BS EN 13374:2004 (CLASS A);

CANADIAN STANDARD: OCCUPATIONAL HEALTH AND SAFETY ACT OF ONTARIO; ONTARIO REGULATION 213/91;

AUSTRALIAN /NEW ZEALAND STANDARD: AS/NZS 4994.1



1.Screw Rod

2.Wing Nut

3.Extension Tube

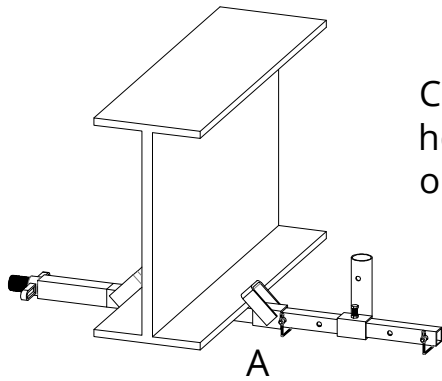
4.Clamp Splice × 2

5.Inner Tube

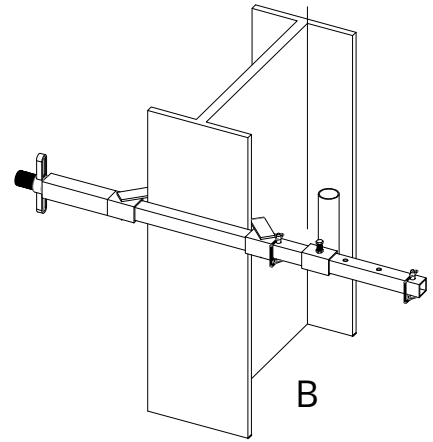
6.Outer Tube

7.Locking Pin × 2

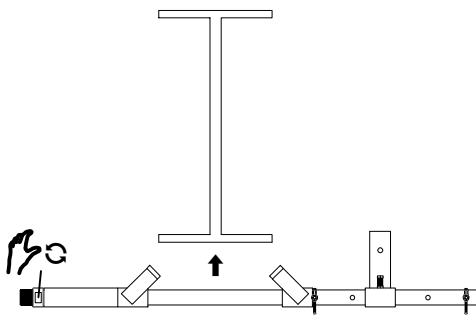
Two Applications:



Can be installed horizontally & vertically on the Steel I-Beam



Installation Method:



Loosen nut to adjust position.

*Tighten the nut by hand and then hammer it to secure the clamp to the floor

